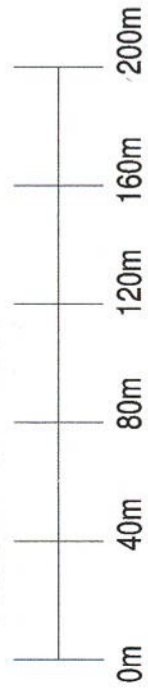
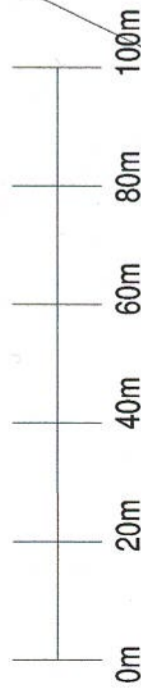


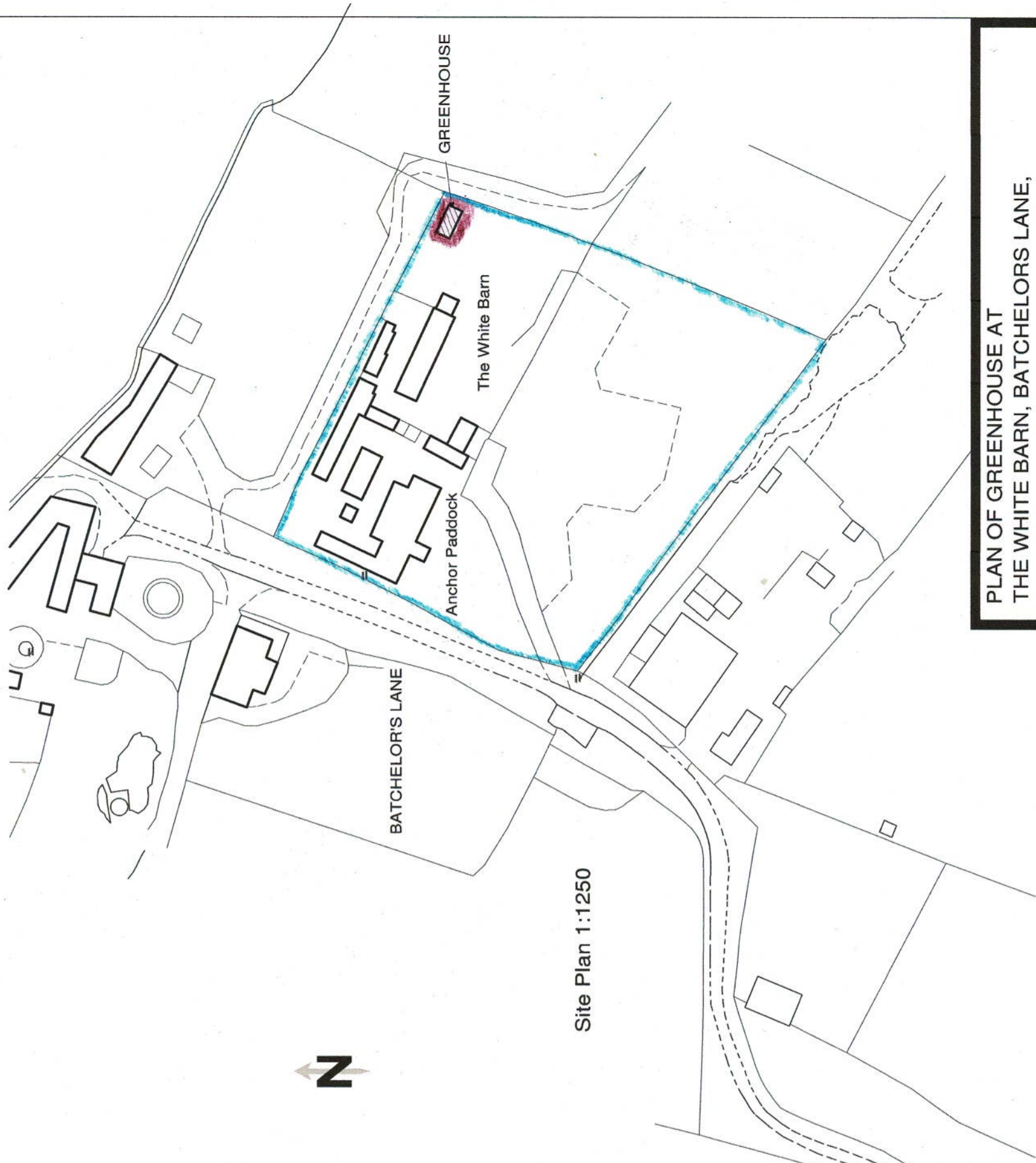
Location Plan 1:2500



1: 2500 scale bar at A3



1: 1250 scale bar at A3



Site Plan 1:1250

DRAWN BY: J.G.H.
 DRAWING NO: 4419-BE(4)A
 DATE: FEBRUARY 2024
 SCALE: AS SHOWN

harriplan
 CORPORATE BUILDING ENGINEERS
 23-25 ABBOTT ROAD, BOURNEMOUTH
 BH9 1EU. TEL. 01202 549 590. FAX. 01202 522901
 E. Mail: jon@harriplan.com JON HARRISON M.C.A.B.E.



PLAN OF GREENHOUSE AT
 THE WHITE BARN, BATCHELORS LANE,
 HOLTWOOD, Nr. WIMBORNE, DORSET.
 SITE & LOCATION PLANS
 GREENHOUSE